

THE SMARTER WAY TO GET IN



SHP-A30



SHP-H20

SAMSUNG SDS

smarhome.samsungsds.com
sales.smarhome@samsung.com
Copyright© August, 2020 Samsung SDS Co., Ltd. All rights reserved

The content of this catalogue is subject to change without prior notice in order to enhance the performance of the product and service.

SAMSUNG Smart Lock

SAMSUNG SMART LOCK
(Wi-Fi / BLUETOOTH)

PUSH-PULL LOCK
LEVER LOCK
DEADBOLT LOCK

WHY SAMSUNG SMART LOCK



120 120,000 times mortise operation tests.
20% more than the KS requirement (100,000 times), internal quality standard increased.

82 82 domestic and international design awards.
World's Three Top Design Awards: iF Design Award (Germany), Red Dot Design Award, IDEA Design Award (U.S.)
(Prizewinning Count: Based on product models)

45 45,000 times door Lock/Unlock test in a real-life environment.

22 22-year of experience in the home network business.


06 Restriction of six specific harmful substances in the products.

SAMSUNG Smart Lock with safety and smartness.


Samsung Smart Lock is the next step in creating a truly connected smart home that satisfies the needs of users. Samsung SDS knows that people are looking for tech solutions that offer real value, solve real problems and make everyday life a bit easier and has been realizing it through Samsung Smart Lock.



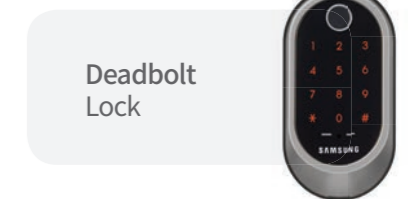

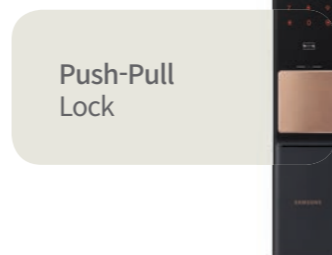
Connect to Wi-Fi



Connect to Bluetooth



Standalone

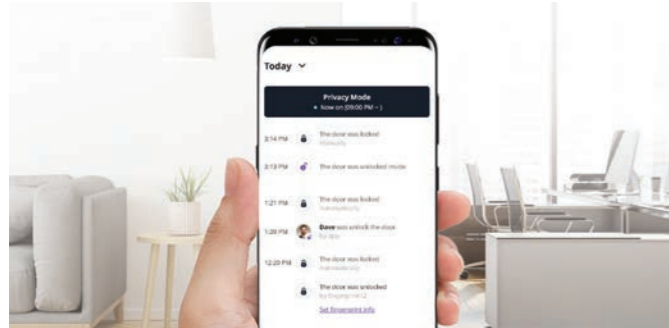




CONNECT TO Wi-Fi SMART LOCK



Samsung Smart lock
Free download the mobile app, Samsung Smart lock from the iTunes App Store or Google Play for the Samsung Wi-Fi smart lock service.

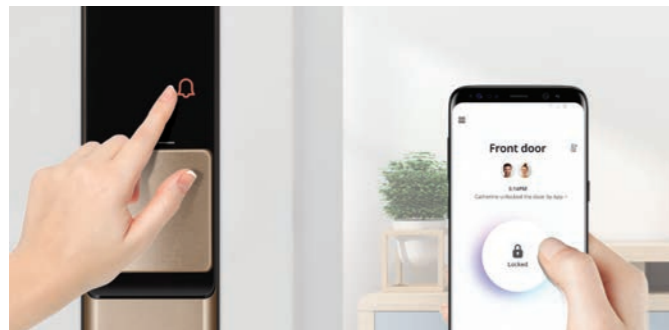
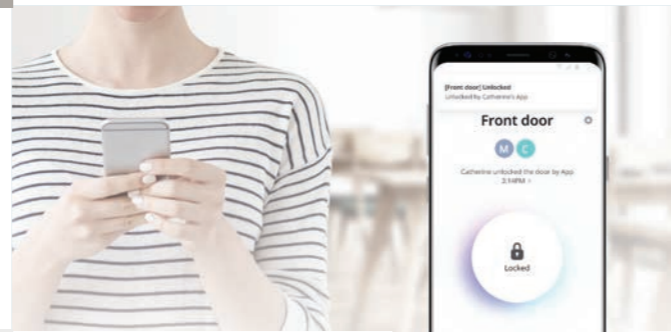


Access log (Wi-Fi)

Check who and when entered your home or when left home with mobile application.

Real-time access notification

Be notified with push message on your smartphone in real-time when your family returns.



Smart bell

When your visitor rings the bell by touching the smart bell icon on the door lock, you will receive a push message in real-time.

Smart open (Wi-Fi)

Whether you are out of home, you can remotely unlock the smart lock with the mobile application.

* Available only on 'Samsung smart lock' (mobile application)



Scheduled PIN code

Regular visitor can enter your home with a scheduled PIN code at the certain period of time.



CONNECT TO BLUETOOTH SMART LOCK



sHome Doorlock
Free download the mobile app, sHome Doorlock from the iTunes App Store or Google Play for the Samsung bluetooth smart lock service.

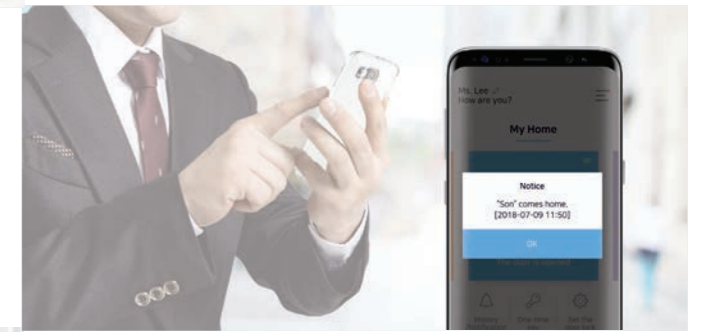


Access log (Bluetooth)

Check who and when entered your home or when left home with mobile application.

Real-time access notification

Be notified with push message on your smartphone in real-time when your family returns.



Samsung SDS's advanced data security technology

Support the secured user authentication and the data protection with the light-weighted end-to-end secure tunneling technology.

Smart open (Bluetooth)

You can unlock the door lock with the mobile application.

* Available only on 'sHome Doorlock' (mobile application)



One-time-use PIN code

Issue one-time-use PIN code for your visitor with mobile application.

* Available only on SHP-DP738 with 'shome doorlock' (mobile app).

Push Pull



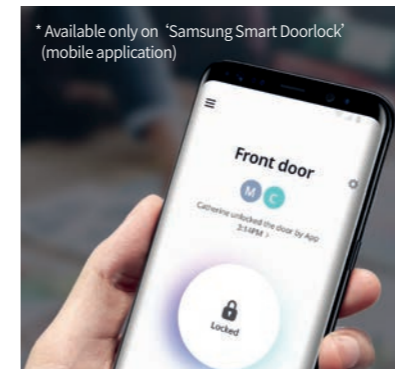
SHP-DR708

- Access log
- One-time-use PIN code
- Real-time access notification
- Smart bell
- Lock status alert
- Intrusion alarm
- Voice guidance
- Fingerprint access
- Randomizer
- Volume setting
- Welcome function
- 2 Step authentication
- Away mode
- Lockout mode
- Low battery notification
- High temperature alarm
- Auto locking
- Intuitive LED touch pad
- LED status icons
- Privacy Mode
- Emergency key
- Emergency power supply



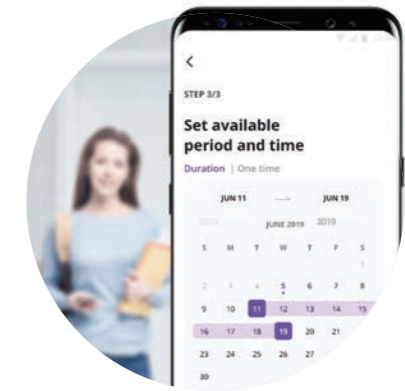
Specification

Accessibilities	Fingerprint, Mobile application, NFC mobile key, PIN code, Emergency key
PIN code	4~12 digit number combination
Door thickness	40~60mm
Power	AA Alkaline battery X 8 (DC 6V)
Battery life	Approximately 10 months (10 times per day on average)
Size (WxHxD)	Exterior Unit : 88(W) x 400(H) x 57.5(D)mm Interior Unit : 88(W) x 400(H) x 61.5(D)mm
Color	Brown



Smart open (Wi-Fi)

Whether you are out of home, you can remotely unlock the door lock with mobile application.



Scheduled PIN code

Regular visitor can enter your home with a scheduled PIN code at the certain period of time.




Smart bell

When your visitor rings the bell by touching the smart bell icon on the door lock, you will receive a push message in real-time.



Lock status alert

You're always notified with push message when the battery is low, intrusion alarm occurs, etc.



NFC mobile key

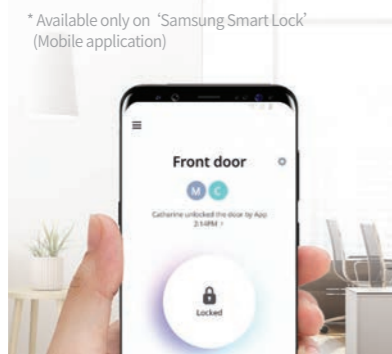
Your smartphone is the door key. Simply and securely unlock the door with your smartphone.

* This specific feature is available on Android phone only. Make sure NFC is enable.



Soft touch open

Innovative proximity and movement sensors detect when you are approaching and allow a light touch on the lever to open the door.



Smart open (Wi-Fi)

Whether you are out of home, you can remotely unlock the door lock with mobile application.



Fingerprint access

Just one touch with your finger to unlock the door with fast and accurate fingerprint sensor.



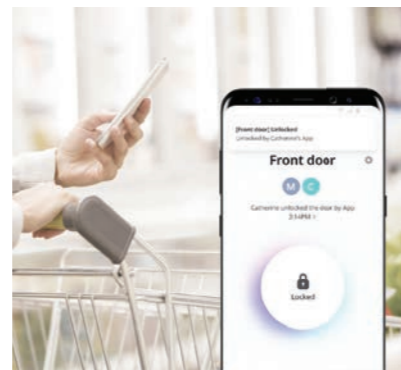
Push-Pull lever

Simply push or pull the big lever to open or close the door.



Voice guidance

Spoken feedback to guide the user for setup and ongoing use.



Real-time access notification

Be notified with push message on your smartphone in real-time when your family returns.



Emergency power supply

When the batteries are discharged, you can temporarily power the door lock with the portable power bank (Micro USB 5-pin).



SHP-DP609

- Access log
- Scheduled PIN code
- One-time-use PIN code
- Smart bell
- Lock status alert
- NFC mobile key
- Intrusion alarm
- Randomizer
- Volume setting
- Welcome function
- 2 Step authentication
- Away mode
- Lockout mode
- Low battery notification
- High temperature alarm
- Auto locking
- Intuitive LED touch pad
- LED status icons
- Privacy Mode
- Emergency key



Specification

Accessibilities	Fingerprint, Mobile application, NFC mobile key, PIN code, RF key tag, Emergency key
PIN code	4~12 digit number combination
Door thickness	AML240 : 40~60mm / AML340 : 60~80mm
Power	AA Alkaline battery X 8 (DC 6V)
Battery life	Approximately 10 months (10 times per day on average)
Size (WxHxD)	Exterior Unit : 88(W) x 391(H) x 68.5(D)mm Interior Unit : 86.2(W) x 392.1(H) x 63.8(D)mm
Color	Silver



IoT Service Pack

Required for its mobile application services of Samsung Smart Lock (SHP-DP609).

Push Pull



SHP-DP738

- Smart open (Bluetooth)
- One-time-use PIN code
- Real-time access notification
- Intrusion alarm
- Fingerprint access
- Randomizer
- Volume setting
- Welcome function
- 2 Step authentication
- Away mode
- Lockout mode
- Low battery notification
- High temperature alarm
- Auto locking
- Push-Pull lever
- Intuitive LED touch pad
- LED status icons
- Privacy Mode
- Emergency key
- Emergency power supply

Specification

Accessibilities	Fingerprint, Mobile application PIN code, Emergency key
PIN code	4-12 digit number combination
Door thickness	40-60mm
Power	AA Alkaline battery X 8 (DC 6V)
Battery life	Approximately 10 months (10 times per day on average)
Size (WxHxD)	Exterior Unit : 88(H) x 392(H) x 63.8(D)mm Interior Unit : 88(H) x 392(H) x 68.5(D)mm
Color	Copper



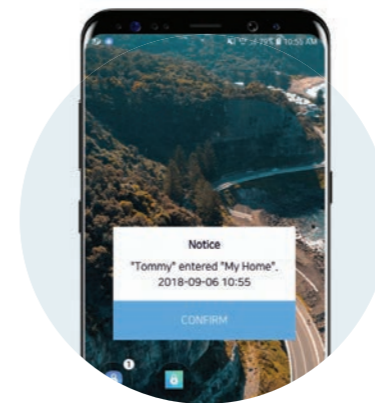
Access log

Check who and when entered your home or when left home with mobile application.



Volume setting

Volume can be adjusted or muted entirely for the benefit of those around you.



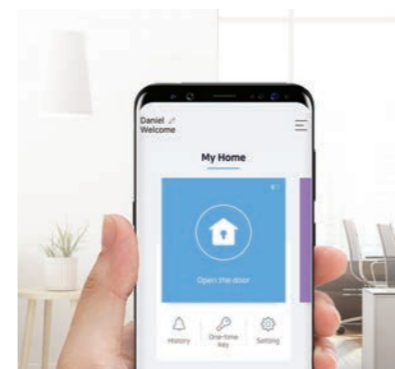
Real-time access notification

Be notified with push message on your smartphone in real-time when your family returns.



One-time-use PIN code

Issue one-time-use PIN code for your visitor with mobile application.



Smart open

You can unlock the smart lock with the mobile application.

* Available only on 'sHome Doorlock' (mobile app)



Push-Pull lever

Simply push or pull the big lever to open or close the door.

Push Pull



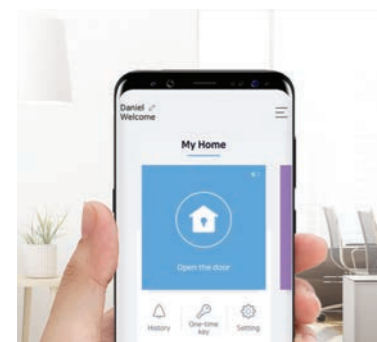
SHP-DP727

- Access log
- Real-time access notification
- Intrusion alarm
- Volume setting
- 2 Step authentication
- Away mode
- Lockout mode
- Low battery notification
- High temperature alarm
- Auto locking
- Push-Pull lever
- LED status icons
- Privacy Mode
- Emergency key
- Emergency power supply



Specification

Accessibilities	Mobile application, PIN code Key tag, Emergency key
PIN code	4~12 digit number combination
Door thickness	AML240 : 40~60mm / AML340 : 60~80mm
Power	AA Alkaline battery X 8 (DC 6V)
Battery life	Approximately 10 months (10 times per day on average)
Size (WxHxD)	Exterior Unit : 88.1(W) x 392.4(H) x 64.5(D)mm Interior Unit : 88.5(W) x 357.6(H) x 69.3(D)mm
Color	Black, Gold, Bronze



Smart open (Bluetooth)


You can unlock the smart lock with the mobile application.

* Available only on 'sHome Doorlock' (Mobile app).



Randomizer

Enter the 2 random numbers to access your full keypad for user PIN code entry. This feature will help prevent unwanted guests from guessing your PIN code from fingerprint marks left on the touchscreen.



Welcome function

Approaching the door will automatically activate the touch pad allowing convenient PIN code entry.



Push-Pull lever

Simply push or pull the big lever to open or close the door.



One-time-use PIN code

Issue one-time-use PIN code for your visitor with mobile application.



Fingerprint access

Just one touch with your finger to unlock the door with fast and accurate fingerprint sensor.



SHP-DP728

- Smart open (Bluetooth)
- Access log
- Intrusion alarm
- Randomizer
- Volume setting
- Welcome function
- 2 Step authentication
- Away mode
- Lockout mode
- Low battery notification
- High temperature alarm
- Auto locking
- Push-Pull lever
- LED status icons
- Privacy Mode
- Emergency key
- Emergency power supply

Specification

Accessibilities	Fingerprint, Mobile application PIN code, Key tag, Emergency key
PIN code	4~12 digit number combination
Door thickness	AML240 : 40~60mm / AML340 : 60~80mm
Power	AA Alkaline battery X 8 (DC 6V)
Battery life	Approximately 10 months (10 times per day on average)
Size (WxHxD)	Exterior Unit : 87.5(W) x 391.8(H) x 64.5(D)mm Interior Unit : 88.5(W) x 357.6(H) x 69.3(D)mm
Color	Gold, Black, Bronze



Push Pull

SHS-P717

- Intrusion alarm
- Randomizer
- Volume setting
- Welcome function
- 2 Step authentication
- Away mode
- Lockout mode
- Low battery notification
- Auto locking
- Push-Pull lever
- LED status icons
- Privacy Mode
- Emergency power supply

Specification

Accessibilities	PIN code, Key tag, Emergency key
PIN code	4~12 digit number combination
Door thickness	AML240 : 40~60mm / AML340 : 60~80mm
Power	AA Alkaline battery X 8 (DC 6V)
Battery life	Approximately 12 months (10 times per day on average)
Size (WxHxD)	Exterior Unit : 85(W) x 346.5(H) x 61(D)mm Interior Unit : 86(W) x 354.8(H) x 63(D)mm
Color	Black, Gold



Fingerprint access

Just one touch with your finger to unlock the door with fast and accurate fingerprint sensor.



Welcome function

Approaching the door will automatically activate the touch pad allowing convenient PIN code entry.



Push-Pull lever

Simply push or pull the big lever to open or close the door.




Volume setting

Volume can be adjusted or muted entirely for the benefit of those around you.



High temperature alarm

When the built-in sensor detects abnormal high-temperature, the alarm will be triggered, and the lock will be automatically unlocked to allow fast escape.



Emergency key

When you forget PIN code or miss key tag, you can also open the door with a physical key.

SHS-P718

- Intrusion alarm
- Randomizer
- Volume setting
- 2 Step authentication
- Away mode
- Lockout mode
- Low battery notification
- High temperature alarm
- Auto locking
- LED status icons
- Privacy Mode
- Emergency key
- Emergency power supply

Specification

Accessibilities	Fingerprint, PIN code, Key tag, Emergency key
PIN code	4~12 digit number combination
Door thickness	AML240 : 40~60mm / AML340 : 60~80mm
Power	AA Alkaline battery X 8 (DC 6V)
Battery life	Approximately 12 months (10 times per day on average)
Size (WxHxD)	Exterior Unit : 85(W) x 387(H) x 61(D)mm Interior Unit : 86(W) x 354.8(H) x 63(D)mm
Color	Gold, Black, Bronze, Brown



Lever

SHP-H20

- Intrusion alarm
- Randomizer
- Volume setting
- 2 Step authentication
- Away mode
- Lockout mode
- Low battery notification
- High temperature alarm
- Auto locking
- Intuitive LED touch pad
- LED status icons
- Privacy Mode
- Emergency power supply

Specification

Accessibilities	PIN code, Key tag
PIN code	4~12 digit number combination
Door thickness	40~80mm
Power	AA Alkaline battery x 4 (DC 6V)
Battery life	About 12 months (10 Times per day)
Size (WxHxD)	Exterior Unit : 77 (W) X 228.9 (H) X 63.2(D)mm Interior Unit : 77(W) X 229(H) X 73.6(D)mm
Color	Black



LED status icons

Display the lock status, such as Intrusion alarm, Low battery notification, Privacy mode, etc.



One-time-use PIN code

Issue one-time-use PIN code for your visitor with mobile application.



Emergency power supply

When the batteries are discharged, you can temporarily power the lock by placing a 9V battery on the external battery socket.



Easy installation


You can easily install the door lock after drilling a hole in the door.

* The hole size should be 68mm.



Privacy Mode

Press and hold the [OPEN/CLOSE] button for more than 3 seconds, then privacy mode is activated. It prevents close the door from outside while someone is inside.



Lockout mode

When more than 5 failed authentication attempts occur, the lock will disable the keypad for 3 minutes for security reasons.



SHP-DH525

- Smart open
- Access log
- Intrusion alarm
- Randomizer
- Volume setting
- Welcome function
- 2 Step authentication
- Away mode
- Lockout mode
- Low battery notification
- High temperature alarm
- Auto locking
- Privacy Mode
- Emergency key

Specification

Accessibilities	Mobile application, PIN code Key tag, Emergency key
PIN code	4~12 digit number combination
Door thickness	AML240 : 40~60mm / AML340 : 60~80mm
Power	AA Alkaline battery X 8 (DC 6V)
Battery life	Approximately 10 months (10 times per day on average)
Size (WxHxD)	Exterior Unit : 77.4(W) x 313.4(H) x 66.8(D)mm Interior Unit : 79(W) x 290(H) x 80.3(D)mm
Color	Black



Lever

SHP-DH538

- Intrusion alarm
- Volume setting
- 2 Step authentication
- Away mode
- Lockout mode
- Low battery notification
- High temperature alarm
- Auto locking
- LED status icons
- Privacy Mode
- Emergency key
- Emergency power supply

Specification

Accessibilities	Fingerprint, PIN code, Emergency key
PIN code	4-12 digit number combination
Door thickness	AML240 : 40-60mm / AML340 : 60-80mm
Power	AA Alkaline battery X 4 (DC 6V)
Battery life	Approximately 12 months (10 times per day on average)
Size (WxHxD)	Exterior Unit : 81.9(W) x 320(H) x 66.8(D)mm Interior Unit : 79(W) x 290(H) x 80.3(D)mm
Color	Copper, Dark brown



Fingerprint access

Just one touch with your finger to unlock the door with fast and accurate fingerprint sensor.




Randomizer

Enter the 2 random numbers to access your full keypad for user PIN code entry. This feature will help prevent unwanted guests from guessing your PIN code from fingerprint marks left on the touchscreen.



Intuitive LED touch pad

Orange backlit touch pad helps you unlock the lock at night time.



Intrusion alarm

Attempted forced entry or tampering to pass the door lock will set off the alarm immediately.



Low battery notification

When the batteries are running low, the lock informs you with melody and LED icon.



LED status icons

Display the lock status, such as Intrusion alarm, Low battery notification, Privacy mode, etc.

SHP-DH537

- Randomizer
- Volume setting
- 2 Step authentication
- Away mode
- Lockout mode
- High temperature alarm
- Auto locking
- Intuitive LED touch pad
- Privacy Mode
- Emergency key
- Emergency power supply

Specification

Accessibilities	PIN code, Key tag, Emergency key
PIN code	4-12 digit number combination
Door thickness	AML240 : 40-60mm / AML340 : 60-80mm
Power	AA Alkaline battery X 4 (DC 6V)
Battery life	Approximately 12 months (10 times per day on average)
Size (WxHxD)	Exterior Unit : 81.9(W) x 320(H) x 66.8(D)mm Interior Unit : 79(W) x 290(H) x 80.3(D)mm
Color	Copper, Dark brown



Lever



Low battery notification

When the batteries are running low, the lock informs you with melody and LED icon.



Intrusion alarm

Attempted forced entry or tampering to pass the door lock will set off the alarm immediately.




Privacy mode

Press and hold the [OPEN/CLOSE] button for more than 3 seconds, then privacy mode is activated. It prevents close the door from outside while someone is inside.



Fingerprint access

Just one touch with your finger to unlock the door with fast and accurate fingerprint sensor.



Away mode

Once you set 'Away Mode', the lock will alarm if anyone opens the door from inside.



Auto locking

Just close the door when you go out or come in. It automatically locks the door by itself.

SHS-H505

- Randomizer
- Volume setting
- 2 Step authentication
- Away mode
- Lockout mode
- High temperature alarm
- Auto locking
- Emergency key
- Emergency power supply

Specification

Accessibilities	PIN code, Key tag, Emergency key
PIN code	4-12 digit number combination
Door thickness	AML240 : 40-60mm / AML340 : 60-80mm
Power	AA Alkaline battery X 8 (DC 6V)
Battery life	Approximately 12 months (10 times per day on average)
Size (WxHxD)	Exterior Unit : 81.9(W) x 302.4(H) x 66.1(D)mm Interior Unit : 79.0(W) x 290.0(H) x 80.3(D)mm
Color	Black



SHS-H705

- Intrusion alarm
- Randomizer
- Volume setting
- 2 Step authentication
- Away mode
- Lockout mode
- Low battery notification
- High temperature alarm
- Privacy Mode
- Emergency key
- Emergency power supply

Specification

Accessibilities	Fingerprint, PIN code, Emergency key
PIN code	4-12 digit number combination
Door thickness	AML240 : 40-60mm / AML340 : 60-80mm
Power	AA Alkaline battery X 8 (DC 6V)
Battery life	Approximately 10 months (10 times per day on average)
Size (WxHxD)	Exterior Unit : 81.3(W) x 318(H) x 75(D)mm Interior Unit : 79(W) x 290(H) x 80.3(D)mm
Color	Black, Gold, Wine red



Deadbolt

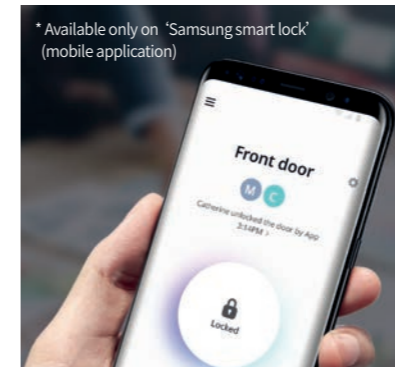


SHP-A30

- Access log
- One-time-use PIN code
- Real-time access notification
- Lock status alert
- Voice guidance
- Randomizer
- Volume setting
- Lockout mode
- Low battery notification
- Auto locking
- Intuitive LED touch pad
- LED status icons
- Privacy Mode
- Emergency power supply

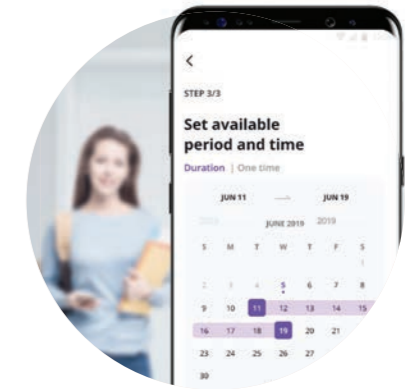
Specification

Accessibilities	Fingerprint, Mobile application, PIN code
PIN code	4~12 digit number combination
Door thickness	35~55mm
Power	DC 6V / AA Alkaline battery (4)
Battery life	About 10 months (10 Times per day)
Size (WxHxD)	Exterior Unit : 71(W) x 136(H) x 32.7(D)mm Interior Unit : 77(W)x 184.1(H)x 50.3(D)mm
Color	Satin Nickel, Bright Brass, Oil Rubbed Bronze



Smart open (Wi-Fi)

Whether you are out of home, you can remotely unlock the smart lock with the mobile application.



Scheduled PIN code

Regular visitor can enter your home with a scheduled PIN code at the certain period of time.



Fingerprint access

Just one touch with your finger to unlock the door with fast and accurate fingerprint sensor.



Voice Control

Works with Amazon Alexa, Google Home and Samsung Smart Things.



2 Step authentication

Both PIN code and fingerprint are needed to unlock the door. You can set this function to enhance the lock security.



Quick & easy installation

A screwdriver is the only tool you need for the installation



Deadbolt

SHP-DS510

- Intrusion alarm
- Randomizer
- Volume setting
- 2 Step authentication
- Away mode
- Lockout mode
- Low battery notification
- High temperature alarm
- Auto locking
- Emergency key
- Emergency power supply

Specification

Accessibilities	PIN code, Key tag, Emergency key
PIN code	4 ~10 digit number combination
Mechanical key	6 Pin bump proof, Groove side bar
Door thickness	35~55mm
Power	AA Alkaline battery X 4 (DC 6V)
Battery life	Approximately 12 months (10 times per day on average)
Size (WxHxD)	Exterior Unit : 69.8(W) x 159.8(H) x 35.2(D)mm Interior Unit : 70.4(W) x 163.8(H) x 39(D)mm
Color	Black



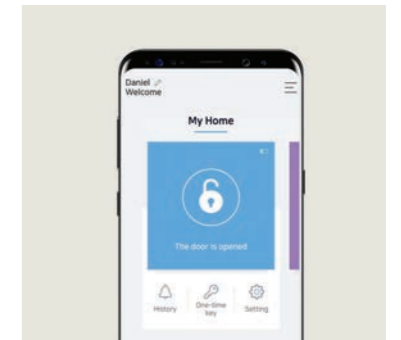
2-Step authentication

Both PIN code and Key tag are needed to unlock the door. You can set this function to enhance the lock security.



Away mode

Once you set 'Away Mode', the lock will alarm if anyone opens the door from inside.



Smart open (Bluetooth)

You can unlock the smart lock with the mobile application.

* Available only on 'sHome Doorlock' (mobile application)



SHP-DS705

- Access log
- Real-time access notification
- Intrusion alarm
- Randomizer
- Volume setting
- Welcome function
- Lockout mode
- Low battery notification
- High temperature alarm
- Auto locking
- Privacy Mode
- Emergency power supply

Specification

Accessibilities	Mobile application, PIN code, Key tag
PIN code	4 ~12 digit number combination
Door thickness	40~60mm
Power	AA Alkaline battery X 4 (DC 6V)
Battery life	Approximately 12 months (10 times per day on average)
Size (WxHxD)	Exterior Unit : 82.8(W) x 19(D)mm Interior Unit : 140(W) x 106(H) x 44(D)mm
Color	Black




Voice guidance

Spoken feedback to guide the user for setup and ongoing use.



Incorrect entry alarm

After 5 failed entry attempts lock will disable itself for 3 minutes, preventing authentication of any kind.



Emergency key

When you forget PIN code or miss key tag, you can also open the door with a physical key.

Deadbolt

SHS-3321

- Intrusion alarm
- Volume setting
- 2 Step authentication
- Away mode
- Lockout mode
- Low battery notification
- Privacy Mode

Specification

Accessibilities	PIN code, Key tag
PIN code	4~12 digit number combination
Door thickness	35~55mm
Power	AA Alkaline battery X 4 (DC 6V)
Battery life	Approximately 12 months (10 times per day on average)
Size (WxHxD)	Exterior Unit : 68(W) x 180(H) x 36.5(D)mm Interior Unit : 68(W) x 180(H) x 38.3(D)mm
Color	Black



SHS-2320

- Intrusion alarm
- Randomizer
- Volume setting
- 2 Step authentication
- Away mode
- Lockout mode
- Low battery notification
- High temperature alarm
- Auto locking
- Privacy Mode
- Emergency power supply

Specification

Accessibilities	PIN code, Key tag
PIN code	4~12 digit number combination
Door thickness	40~50mm
Power	AA Alkaline battery X 4 (DC 6V)
Battery life	Approximately 10 months (10 times per day on average)
Size (WxHxD)	Exterior Unit : 65.2(W) x 170.5(H) x 22.5(D)mm Interior Unit : 182(W) x 90(H) x 40.7(D)mm
Color	Black



Randomizer

Enter the 2 random numbers to access your full keypad for user PIN code entry. This feature will help prevent



Emergency power supply

When the batteries are discharged, you can temporarily power the lock by placing a 9V battery on the external battery socket.



2-Step authentication

Both PIN code and Key tag are needed to unlock the door. You can set this function to enhance the lock security.



Infrared ray sensor

The embedded infrared ray sensor detects people and allows to open the door when leaving home. Unless the sensor detects the people, the lock will not be unlocked.



LED status icons

Display the lock status, such as Intrusion alarm, Low battery notification, Privacy mode, etc.



Claw bolt

The claw bolt enhances door lock security against unwanted forced door entry from outside.

Deadbolt



Volume setting

Volume can be adjusted or muted entirely for the benefit of those around you.



Privacy mode

Press and hold the [LOCK/UNLOCK] button for more than 3 seconds, then privacy mode is activated. It prevents unlocking the door from outside while someone is inside.



High temperature alarm

When the built-in sensor detects abnormal high-temperature, the alarm will be triggered, and the Doorlock will be automatically unlocked to allow fast escape.

SHS-1321

- Intrusion alarm
- Randomizer
- Volume setting
- 2 Step authentication
- Away mode
- Lockout mode
- Low battery notification
- Auto locking
- Privacy Mode

Specification

Accessibilities	PIN code, Key tag
PIN code	4~12 digit number combination
Door thickness	40~50mm
Power	AA Alkaline battery X 4 (DC 6V)
Battery life	Approximately 10 months (10 times per day on average)
Size (WxHxD)	Exterior Unit : 69(W) x 175(H) x 22(D)mm Interior Unit : 181(W) x 92(H) x 48(D)mm
Color	Black



SHS-D600

- Intrusion alarm
- Randomizer
- Volume setting
- 2 Step authentication
- Away mode
- Lockout mode
- Low battery notification
- High temperature alarm
- Auto locking
- Privacy Mode
- Emergency power supply

Specification

Accessibilities	PIN code, Key tag
PIN code	4~12 digit number combination
Door thickness	40~50 mm
Power	AA Alkaline battery X 4 (DC 6V)
Battery life	Approximately 10 months (10 times per day on average)
Size (WxHxD)	Exterior Unit : 69(W) x 175(H) x 22(D)mm Interior Unit : 181(W) x 92(H) x 48(D)mm
Color	Black



Away mode

Once you set 'Away Mode', the lock will alarm if anyone opens the door from inside.



LED status icons

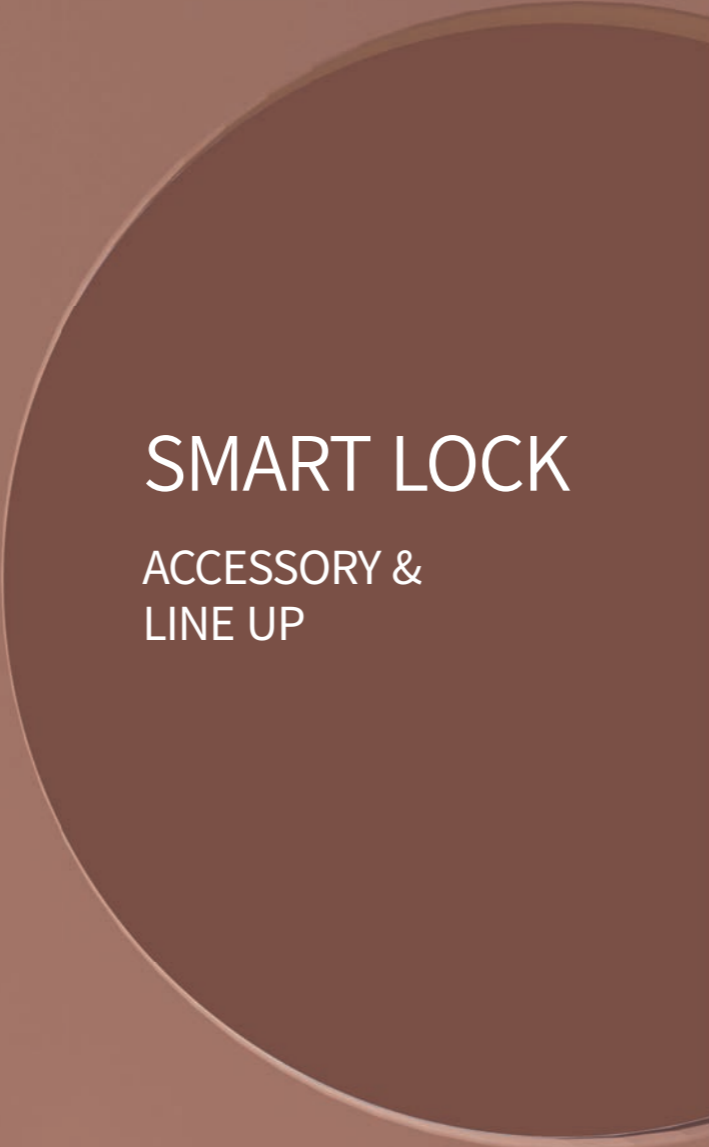
Display the lock status, such as Intrusion alarm, Low battery notification, Privacy mode, etc.



Door-opening melody

Customize your own door-opening melody with pre-recorded scale tones.

SMART LOCK ACCESSORY



SMART LOCK ACCESSORY & LINE UP

IoT Service Pack

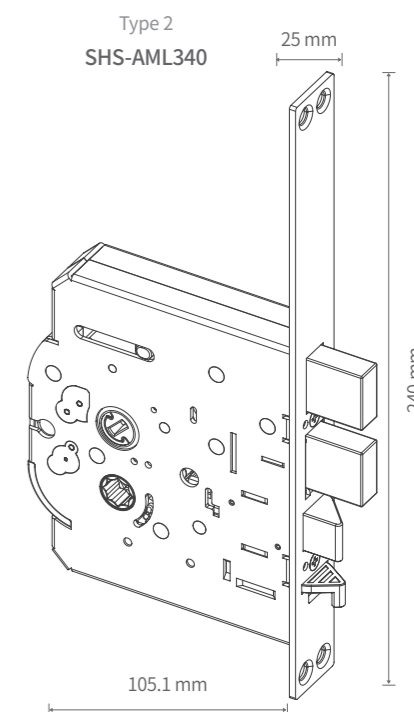
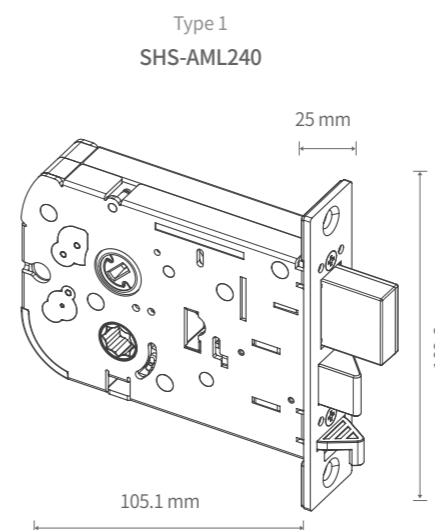


※ Required for its mobile application services of Samsung Smart Lock (SHP-DP609).

Key Tag



Mortise



Mortise	SHS-AML240	SHS-AML340
Face panel size	25x109.8(mm)	25x 240 (mm)
Number of deadbolts	1 pcs	2 pcs

Installation Kit

Model code	Door thickness	Remark
SHS-ASM360/EN	Adjustable 60~80 (mm)	SHP-DR708
SHS-ASM340/EN	Adjustable 40~60 (mm)	
SHS-ASM140/EN	Adjustable 40~60 (mm)	Lever type
SHS-ASM260/EN	Adjustable 60~80 (mm)	Push-Pull type
SHS-ASM240/EN	Adjustable 40~60 (mm)	

※ This Installation kit may contain the mount support(s), the shaft(s), the key tale(s), the screw(s), etc. The contents may vary and be subject to change without notice.

SMART LOCK LINE UP



Push Pull	SHP-DR708	SHP-DP609	SHP-DP738
Lock status alert	○	○	-
One-time-use PIN code	○	○	○
Scheduled PIN code	○	○	-
Smart bell	○	○	-
Smart open	○	○	○
Real-time access notification	○	○	○
Access log	○	○	○
PIN code	100 (Max.)	100 (Max.)	100 (Max.)
RF key tag	-	100 (Max.)	-
Fingerprint access	100 (Max.)	100 (Max.)	100 (Max.)
Randomizer	○	○	○
Mechanical override keys	○	○	○
Lockset	Mortise lock	Mortise lock	Mortise lock
Applicable door thickness	40~60mm	40~80mm	40~60mm
Humidity	20~80%	20~80%	20~80%
Temperature	-20°C~ +55°C	-20°C~ +55°C	-20°C~ +55°C
Color	Brown	Silver	Bronze
Power	DC 6V AA Alkaline battery (8)	DC 6V AA Alkaline battery (8)	DC 6V AA Alkaline battery (8)
Battery life	About 10 months (10 Times per day)	About 10 months (10 Times per day)	About 10 months (10 Times per day)
Product size (WxHxD)	Exterior Unit	88 x 400x 57.5 (mm)	88 x 392 x 63.8 (mm)
	Interior Unit	88 x 400 x 61.5 (mm)	88 x 392 x 63.5 (mm)



Push Pull	SHP-DP728	SHP-DP727	SHS-P717	SHS-P718
Lock status alert	-	-	-	-
One-time-use PIN code	○	○	-	-
Scheduled PIN code	-	-	-	-
Smart bell	-	-	-	-
Smart open	○	○	-	-
Real-time access notification	○	○	-	-
Access log	○	○	-	-
PIN code	1	1	30 (Max.)	30 (Max.)
RF key tag	20 (Max.)	20 (Max.)	30 (Max.)	30 (Max.)
Fingerprint access	100 (Max.)	-	-	100 (Max.)
Randomizer	○	○	○	○
Mechanical override keys	○	○	○	○
Lockset	Mortise lock	Mortise lock	Mortise lock	Mortise lock
Applicable door thickness	40~80mm	40~80mm	40~80mm	40~80mm
Humidity	20~80%	20~80%	20~80%	20~80%
Temperature	-20°C~ +55°C	-20°C~ +55°C	-20°C~ +55°C	-20°C~ +55°C
Color	Black, Gold, Bronze	Black, Gold	Black, Gold	Black, Gold, Bronze
Power	DC 6V AA Alkaline battery (8)	DC 6V AA Alkaline battery (8)	DC 6V AA Alkaline battery (8)	DC 6V AA Alkaline battery (8)
Battery life	About 10 months (10 Times per day)	About 10 months (10 Times per day)	About 12 months (10 Times per day)	About 12 months (10 Times per day)
Product size (WxHxD)	Exterior Unit	87.5 x 391.8 x 64.5 (mm)	88.1 x 392.4 x 64.5 (mm)	85 x 346.5 x 61 (mm)
	Interior Unit	88.5 x 357.6 x 69.3 (mm)	88.5 x 357.6 x 69.3 (mm)	86 x 354.8 x 63 (mm)

※ All of the SAMSUNG Smart Locks above are interoperated with the Samsung Video Intercom (System), and Samsung Home Network System.

※ The battery life could be different according to installation, battery, and frequency of usage.

※ Mobile app service is may not be offered in some countries. * Smart Locks colors may look different depneding on the circumstance.

SMART LOCK LINE UP



Lever	SHP-H20	SHP-DH525	SHP-DH538
Lock status alert	-	-	-
One-time-use PIN code	-	0	-
Scheduled PIN code	-	-	-
Smart bell	-	-	-
Smart open	-	0	-
Real-time access notification	-	0	-
Access log	-	0	-
PIN code	1	1	100 (Max.)
RF key tag	20 (Max.)	20 (Max.)	-
Fingerprint access	-	-	100 (Max.)
Randomizer	0	0	0
Mechanical override keys	-	0	0
Lockset	Mortise lock	Mortise lock	Mortise lock
Applicable door thickness	40~80mm	40~80mm	40~80mm
Humidity	20~80%	20~80%	20~80%
Temperature	-20°C~ +55°C	-20°C~ +55°C	-20°C~ +55°C
Color	Black	Black	Copper
Power	DC 6V AA Alkaline battery (4)	DC 6V AA Alkaline battery (8)	DC 6V AA Alkaline battery (4)
Battery life	About 12 months (10 Times per day)	About 10 months (10 Times per day)	About 12 months (10 Times per day)
Product size (WxHxD)	Exterior Unit	77 x 228.9 x 63.2 (mm)	77.4 x 313.4 x 66.8 (mm)
	Interior Unit	77 x 229 x 73.6 (mm)	79 x 290 x 80.3 (mm)



Lever	SHP-DH537	SHS-H705	SHS-H505
Lock status alert	-	-	-
One-time-use PIN code	-	-	-
Scheduled PIN code	-	-	-
Smart bell	-	-	-
Smart open	-	-	-
Real-time access notification	-	-	-
Access log	-	-	-
PIN code	100 (Max.)	10 (Max.)	30 (Max.)
RF key tag	100 (Max.)	-	-
Fingerprint access	-	100 (Max.)	-
Randomizer	0	0	0
Mechanical override keys	0	0	0
Lockset	Mortise lock	Mortise lock	Mortise lock
Applicable door thickness	40~80mm	40~80mm	40~80mm
Humidity	20~80%	20~80%	20~80%
Temperature	-20°C~ +55°C	-20°C~ +55°C	-20°C~ +55°C
Color	Dark brown	Black, Gold, Pink gold	Black
Power	DC 6V AA Alkaline battery (4)	DC 6V AA Alkaline battery (8)	DC 6V AA Alkaline battery (4)
Battery life	About 12 months (10 Times per day)	About 10 months (10 Times per day)	About 12 months (10 Times per day)
Product size (WxHxD)	Exterior Unit	81.9 x 320 x 66.8 (mm)	81.3 x 318 x 75 (mm)
	Interior Unit	79 x 290 x 80.3 (mm)	79 x 290 x 80.3 (mm)

※ All of the SAMSUNG Smart Locks above are interoperated with the Samsung Video Intercom (System), and Samsung Home Network System.

※ The battery life could be different according to installation, battery, and frequency of usage.

※ Mobile app service is may not be offered in some countries. * Smart Locks colors may look different depneding on the circumstance.

SMART LOCK LINE UP



Deadbolt	SHP-A30	SHP-DS705	SHP-DS510
Lock status alert	○	-	-
One-time-use PIN code	○	○	-
Scheduled PIN code	○	-	-
Smart bell	-	-	-
Smart open	○	○	-
Real-time access notification	○	○	-
Access log	○	○	-
PIN code	50 (Max.)	1	100 (Max.)
RF key tag	-	20 (Max.)	100 (Max.)
Fingerprint access	50 (Max.)	-	-
Randomizer	○	○	○
Mechanical override keys	-	-	○
Lockset	Deadbolt	Rim lock	Deadbolt
Applicable door thickness	35~55mm	40~60mm	35~55mm
Humidity	20~80%	20~80%	20~80%
Temperature	-25°C to 60°C	-20°C~ +55°C	-20°C~ +55°C
Color	Satin Nickel, Bright Brass, Oil Rubbed Bronze	Black	Black
Power	DC 6V AA Alkaline battery (4)	DC 6V AA Alkaline battery (4)	DC 6V AA Alkaline battery (4)
Battery life	About 10 months (10 Times per day)	About 10 months (10 Times per day)	About 12 months (10 Times per day)
Product size (WxHxD)	Exterior Unit	71 x 136 x 32.7 (mm)	82.8 x 19 (mm)
	Interior Unit	77 x 184.1 x 50.3 (mm)	140 x 106x 19 (mm)
			69.8 x 159.8 x 35.2 (mm)
			70.4 x 163.8 x 39 (mm)



Deadbolt	SHS-3321	SHS-2320	SHS-1321	SHS-D600
Lock status alert	-	-	-	-
One-time-use PIN code	-	-	-	-
Scheduled PIN code	-	-	-	-
Smart bell	-	-	-	-
Smart open	-	-	-	-
Real-time access notification	-	-	-	-
Access log	-	-	-	-
PIN code	70 (Max.)	1	1	1
RF key tag	70 (Max.)	20 (Max.)	20 (Max.)	20 (Max.)
Fingerprint access	-	-	-	-
Randomizer	○	○	○	○
Mechanical override keys	-	-	-	-
Lockset	Deadbolt	Rim lock	Rim lock	Rim lock
Applicable door thickness	35~55mm	40~60mm	40~60mm	40~60mm
Humidity	20~80%	20~80%	20~80%	20~80%
Temperature	-20°C~ +55°C	-20°C~ +55°C	-20°C~ +55°C	-20°C~ +55°C
Color	Black	Black	Black	Black
Power	DC 6V AA Alkaline battery (4)	DC 6V AA Alkaline battery (4)	DC 6V AA Alkaline battery (4)	DC 6V AA Alkaline battery (4)
Battery life	About 12 months (10 Times per day)	About 10 months (10 Times per day)	About 10 months (10 Times per day)	About 12 months (10 Times per day)
Product size (WxHxD)	Exterior Unit	68 x 180 x 36.5 (mm)	65.2 x 170.5 x 22.5 (mm)	69 x 175 x 22 (mm)
	Interior Unit	68 x 180 x 38.3 (mm)	182 x 90 x 40.7 (mm)	181 x 92 x 48 (mm)
				181 x 92 x 48 (mm)

※ All of the SAMSUNG Smart Locks above are interoperated with the Samsung Video Intercom (System), and Samsung Home Network System.

※ The battery life could be different according to installation, battery, and frequency of usage.

※ Mobile app service is may not be offered in some countries. * Smart Locks colors may look different depneding on the circumstance.

